

Welcome to the GCSE Information Evening

- Welcome and introductions- Mrs Chater
- HOY-10- Priorities for the year- Mrs Hicks
- HOY-11- Priorities for the year- Mr Collins
- DOL- English & Ethics- Mr McVeigh
- DOL- Maths- CAL- Mrs Alderman
- DOL- Science– Mrs Bothamley
- DOL- Creative & Expressive Arts- Mr Holbrooke-Jones
- DOL- Social Sciences- Mrs Elliott
- SENCO- Mrs Clay
- Careers- how we support your child with post-16 choices- Miss Giles
- How to support your child through revision- Mrs Chater

Mrs Hicks
Head of Year 10

Year 10 Team - #TeamHicks

Year 10



MRS. C. HICKS

HEAD OF YEAR 10



MRS. J. CHEESEMAN

YEAR 10 PASTORAL MANAGER



MRS. J. TAYLOR

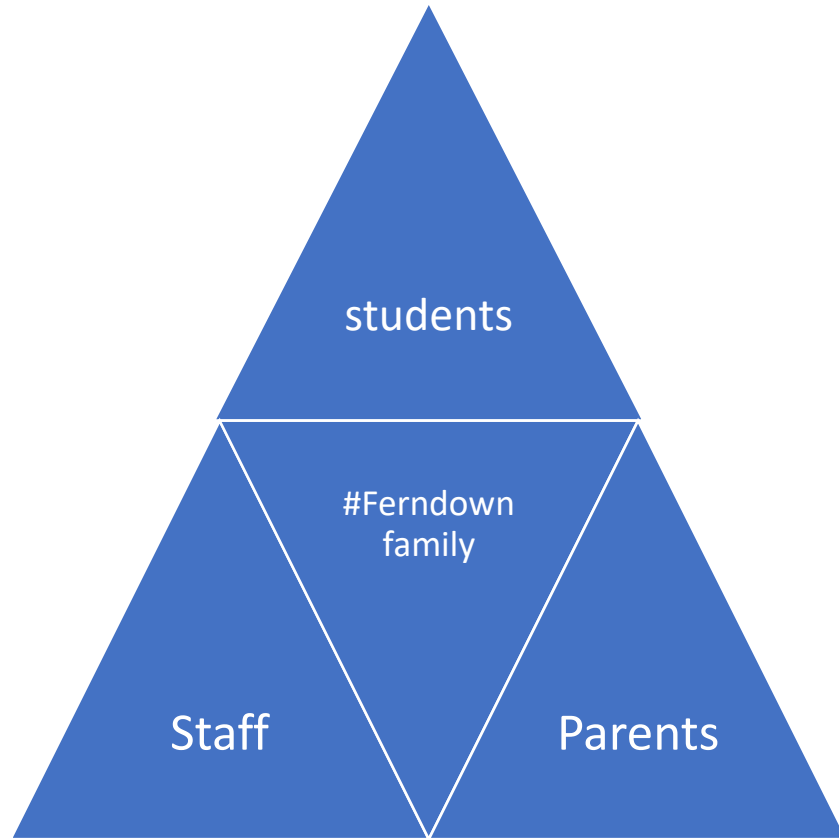
SLT LINK FOR YEAR 10

Headofyear10@fernup.dorset.sch.uk

To support all our students to achieve their potential both academically and personally to be the best they can be.

#Teamhicks - Working together

The year team, the students, pastoral support,
our parents, the year 10 tutors, subject teachers,
send



Teamwork makes the dream work

What am I looking for in my team?

- They are respectful....
- They are engaged. ...
- They are reliable and responsible. ...
- They are committed and work hard....
- They actively listen. ...
- They communicate within their team. ...
- They lend a helping hand and look out for each other.....
- They are problem solvers

#Teamhicks - #noexcuses

There are no excuses – merely explanations

Hicks values

- **H** onesty
- **I** ndependance
- **C** ourage
- **K** indness
- **S** uccess

Recognition and
praise

Focus for the year

Independent learning and revision skills – vespa programme

Attitude and Responsibility for own learning

Drop down days (PSHE) – internet safety, financial management, relationships and health

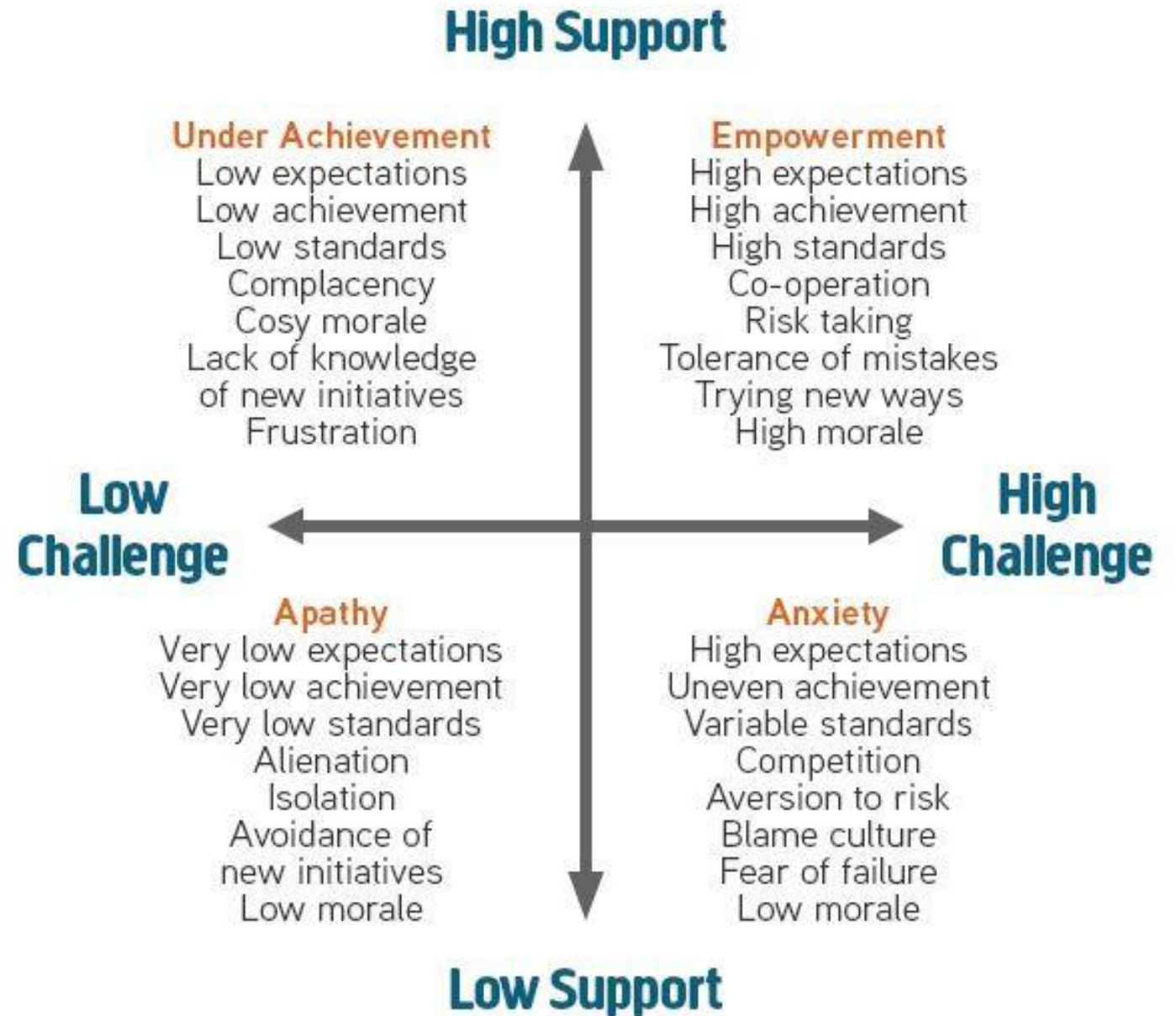
Social interactions, understanding and respecting each other

Academic targets, goals and reflection

Targeted mentoring and knowing when and where to get support

Next steps

At Ferndown
we understand
the Importance
of High Support
and High
Challenge



Mr Collins
Head of Year 11

What will FUS Staff do to support Yr11 Students Sorry I can't be there...

Our Priorities:

- Revision, Study and Exam skills – **Through tutor time activities and student bulletin.**
- Build on Self Confidence and Self Belief = **Assemblies, Tutor time or Individual conversations**
- Making sure all students know where they are **Academically**, our **Journey** and **Destination** – **subject teachers, tutors and HOY will support.**
- Providing opportunities for wider learning, experience and responsibility – **Intervention groups, group meetings and student mentoring.**
- Pastoral Support - Mental health, well being and anxiety of academic progress and 'exams' – **Our superb pastoral team always on hand from 8.30am till 3pm.**



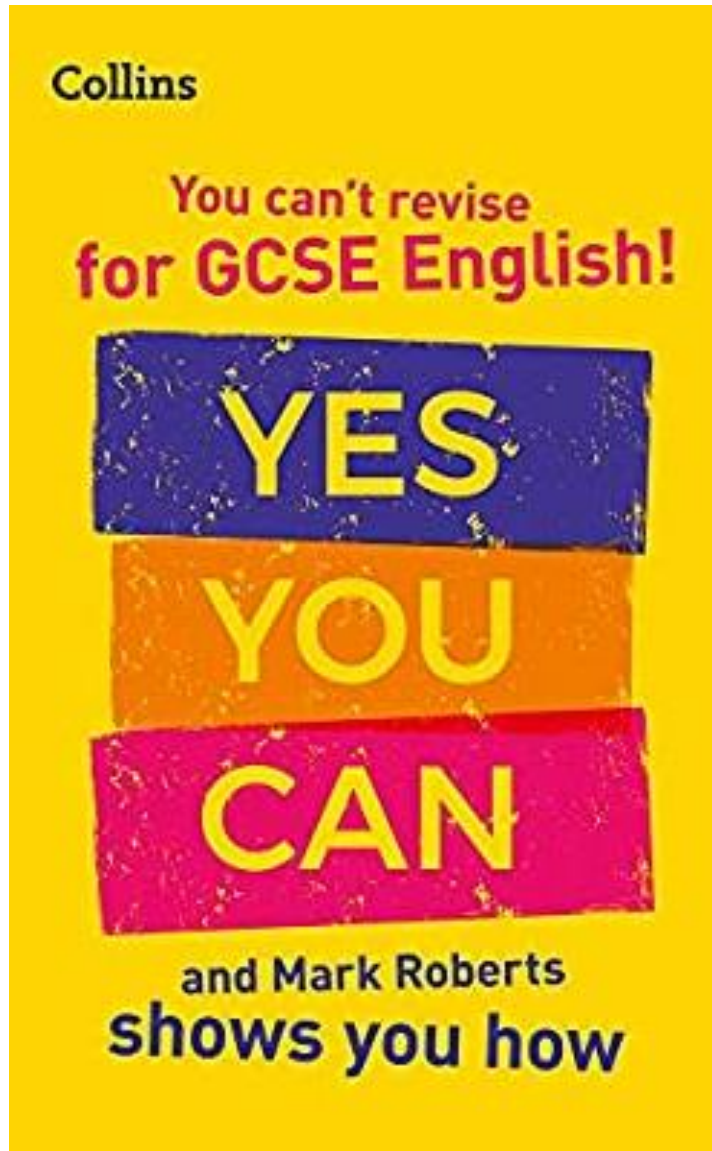
#TrustTheProcess

Mr McVeigh
Director of Learning
for English & Ethics

English is **two**
GCSE qualifications

Both are **AQA**

- English Language- Two papers
 - Paper One focuses on Fiction
 - Paper Two focuses on Non-Fiction
- English Literature – Two papers
 - Paper One – The Merchant of Venice and Dr Jekyll and Mr Hyde
 - Paper Two – An Inspector Calls, Power and Conflict Poetry and Unseen Poetry



You can't revise for GCSE English!

- There is a common myth that we frequently hear that students feel it is difficult to revise for GCSE English, particularly English Language.
- Within this book, students are supported with strategies on revision quotations, using context effectively and how to construct model essays
- Mark Roberts outlines a lot of these strategies within his book 'You can't revise for GCSE English! Yes you can' - we would strongly recommend buying a copy and using over the course of the next two years.

What we offer as revision

- **GCSE Pod** – students are going to be actively encouraged to use GCSE Pod to support their in-class learning. These useful podcasts for English help with memorising quotations, identifying context and plugging any gaps in learning or misconceptions.
- **Massolit** – This website aims to include top grade perspectives students can include within their literature analysis. Each of the lecture series is delivered by professors from the leading Universities in the country.
- **Revision Sessions** – Year 11 are given weekly revision sessions for English but are also provided with evening revision opportunities throughout the year.
- **Instagram** – Revision resources, question and answer sessions as well as quotations that can be used

Ethics GCSE at FUS

Our Curriculum:

At FUS we offer AQA RELIGIOUS STUDIES A.

Students will sit 2 exams at the end of year 11.

Students study 2 religions Christianity & Judaism which makes up 50% of their grade and 4 Themes which include Religion & Life, Crime & Punishment, War & Peace and Human rights, which makes up the other.

What support we offer:

Support with approaching exam questions:

Example exam questions:

- Explain two ways in which belief in the future Messiah influences Jews today.
- “It is never right to execute a murderer.” Discuss this statement
- In Year 11, revision sessions are run every other Wednesday (week 1) after school focusing on exam questions.

Mrs Alderman
Director of Learning
for Maths

GCSE Maths

Exam Board: Edexcel

Major Factors

- Attend lessons
- Bring equipment (pen, pencil, ruler, calculator (must be scientific, recommend casio fx-85GTx classwiz))
- Do homework

Extra work at home

- Make notes of important ideas/rules from exercise books
- Use post it notes
- Use web site www.mymaths.co.uk
 - Login is ferndown, password is prism
- Use free web site corbettmaths. Watch videos and do the questions. Answers are on there too.
- Use a Revision Guide (recommend Higher ISBN 978-0-00-811036-9, Foundation ISBN 978-0-00-811249-3).
- Work through past papers (these will be issued)

Mrs Bothamley
Director of Learning
for Science

GCSE Separate Sciences

How it's assessed

Physics: Paper 1

- Written exam: 1 hour 45 minutes
- Foundation and Higher Tier
- 100 marks
- 50% of GCSE

Questions

- Multiple choice, structured, closed short answer and open response.

How it's assessed

Physics: Paper 2

Written exam: 1 hour 45 minutes

Foundation and Higher Tier

100 marks

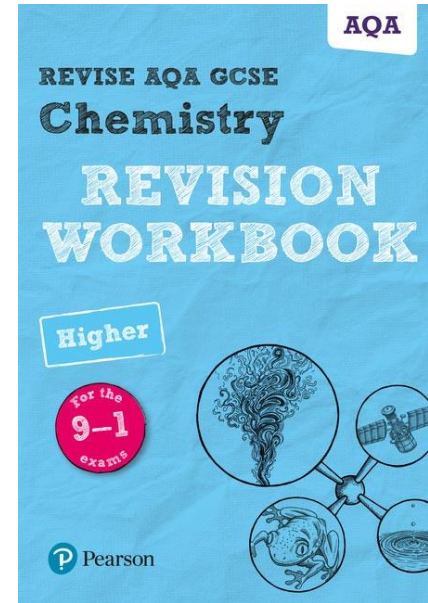
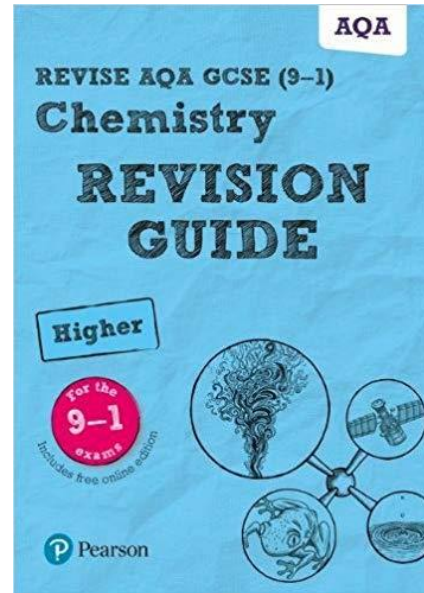
50% of GCSE

Questions

Multiple choice, structured, closed short answer and open response.

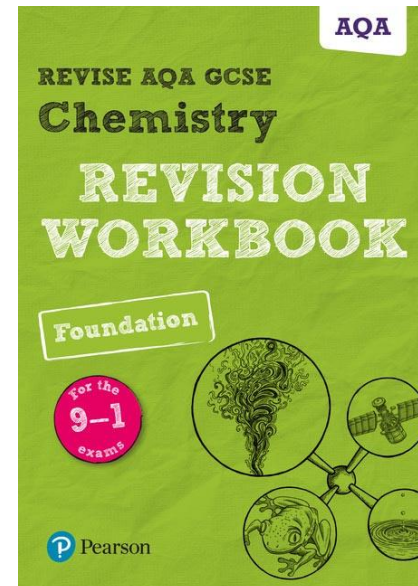
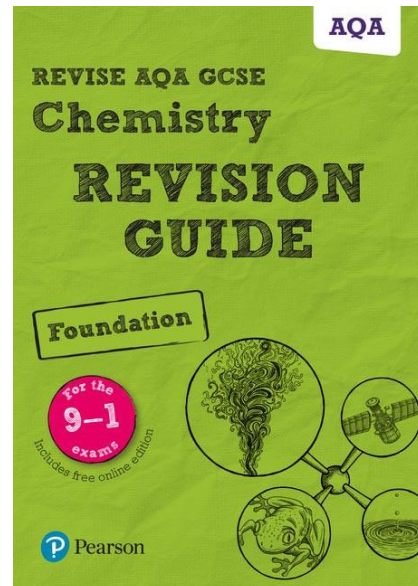
**Each separate Science GCSE has 2 papers
each 1hour 45minutes**

Home Learning Resources



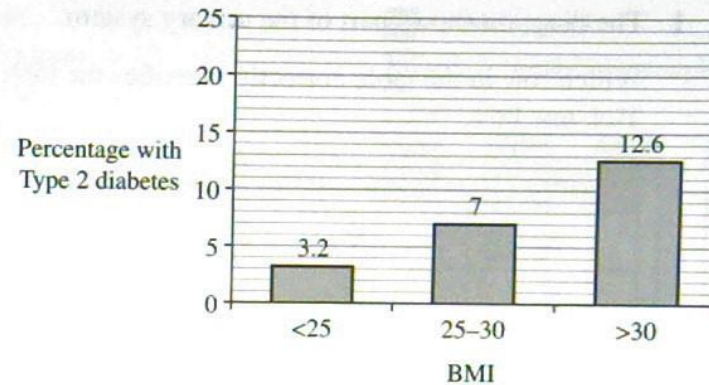
Price £18
through
parentmail

The
appropriate tier
will be
allocated by
teachers



Diabetes

- 1 A population of 1 864 035 people was sampled to estimate the occurrence of Type 2 diabetes. The results were divided into groups according to body mass index (BMI). People who have a BMI greater than 30 are obese. The bar chart shows the results.



- (a) Use the information to calculate the number of people in this population with Type 2 diabetes.

Total percentage with Type 2 diabetes = $3.2 + 7 + 12.6 = \dots\dots\dots\%$

Number of people = $\dots\dots\dots \times \frac{1\,864\,035}{100}$

= $\dots\dots\dots$

(2 marks)

- (b) Suggest a reason why the number calculated in (a) may not be accurate.

Do not suggest an error in your calculation as a reason.

.....

.....

(1 mark)

- (c) What do the results in the bar chart show?

Look for a trend and use the values shown to inform your answer.

.....

.....

.....

(2 marks)

Diabetes

Diabetes is a condition in which the body cannot properly control blood glucose concentration.

Two types of diabetes

There are two types of diabetes, with different causes and treatments. Type 2 diabetes is associated with excess body mass, but type 1 diabetes is not.

	Type 1 diabetes	Type 2 diabetes
Cause	<ul style="list-style-type: none">Pancreatic cells are destroyed by the body's immune system.The pancreas does not produce sufficient insulin.	<ul style="list-style-type: none">Liver cells and muscle cells no longer respond to insulin.The pancreas may not produce enough insulin.
Treatment	insulin injections	a carbohydrate-controlled diet and exercise
Diagnosis	often in childhood	usually when over 30 years old

Body mass index

Obesity is a risk factor for type 2 diabetes. **Body mass index**, BMI, is one indicator of obesity. The table shows categories of BMI that are often used.

BMI (kg/m^2)	Category
<18.5	underweight
18.5–25	normal weight
25–30	overweight
>30	obese



Calculating BMI

You can calculate a person's BMI using:

$$\text{BMI} = \frac{\text{mass in kg}}{(\text{height in m})^2}$$

For example, the BMI of a 1.73 m tall person of mass 66 kg is:

$$\frac{66}{(1.73)^2} = \frac{66}{3.0} = 22 \text{ kg/m}^2$$

This person is in the normal weight category.

Online School resources

How to access Science Online resources?

1. FUS Website
2. Click on the icon **Home Access**
3. Use your school login, just as you would on the computers at school.
4. Go to **Home Access +**
5. Locate student resources and documents
6. Find the Science Folder and select your course. (*AQA 9-1 Science GCSE*)
7. Open the folders relevant to your course and tier of entry:
 - You will find: PowerPoints, Exam Style Questions, Revision Checklists and Required Practical Video links.

Tassomai

Ask the teacher

Mr Holbrooke-Jones
Director of Creative
& Expressive Arts

Yr11 GCSE Fine Art support sessions Wednesday's 2.40-4.00pm.

Yr11 GCSE Fine Art support sessions
Wednesday's 2.40-4.00pm.

Mr Holbrooke-Jones can help you develop your ideas, help refine your recording and handling skills and how to link research to your final outcomes!

(Also, he always has biscuits)

All resources can be found on the Classes Teams page in Files-Class Materials

Useful websites for inspiration and research:

www.tate.org

www.nationalgallery.org.uk

www.saatchi-gallery.co.uk

www.photographersgallery.com

www.masters-of-photography.com

www.moma.org

All Art & Design subjects are split into Coursework, 60%, and the externally set exam, 40%. Everything the student does adds to their grade!

Yr11 Portfolio Component 1 2021/22 Part 2

Choose one of the following starting points:

Natural Forms -

Normal, Usual, Ordinary, Accepted,
Expected, Regular, Shape, Appearance,
Structure, Look, Document, Decay.

Concealment -

Disguise, Hide, Camouflage, Suppression,
Cover-up, Mask, Veneer, Front, Façade,
Smokescreen, Withholding, Censorship.

Moments in Time -

Instants, Flashes, Ages, Past, Present,
Gone Forever, Snapshots, Period, Stage,
Historic, Frozen.

My Surroundings -

Environments, Habitats, Settings,
Locations, Atmospheres, Sanctuary's,
Prisons, Escape, Capture.

Messages -

Text, email, Posts, Tweets, Rants,
Communication, Dispatch, Meanings,
Significances, Clairvoyants, Mystics.

www.tate.org
www.nationalgallery.org.uk
www.saatchi-gallery.co.uk
www.photographersgallery.com
www.masters-of-photography.com
www.moma.org



To complete the portfolio project you will of produced a minimum of:

Two double pages of 1st and 2nd hand research and responses.

6x drawings and paintings in response to your theme.

20x digital images in response to your theme.

10x sketchbook pages that explore materials and observations in response to tasks

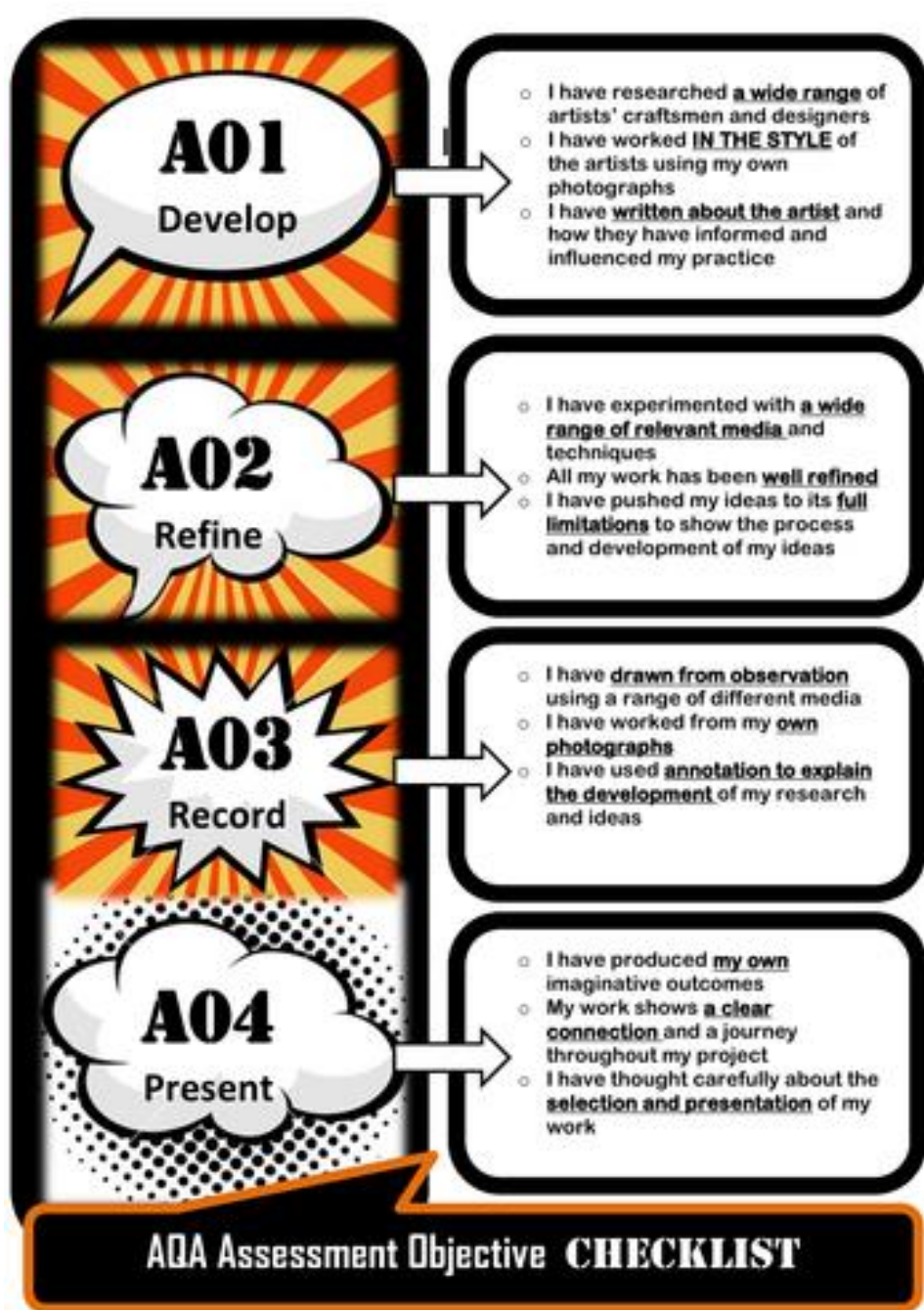
2x critical studies that support your ideas

2x personal ideas

8x developing digital images

10x pages of own idea development, including 1st images, material experiments and annotations.

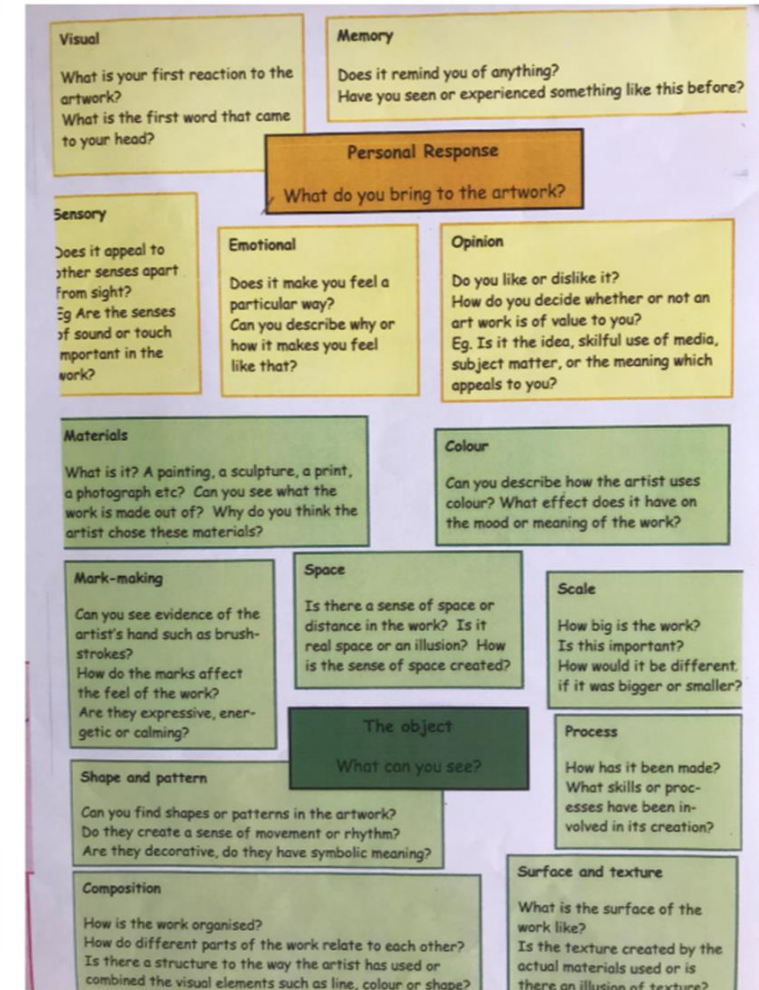
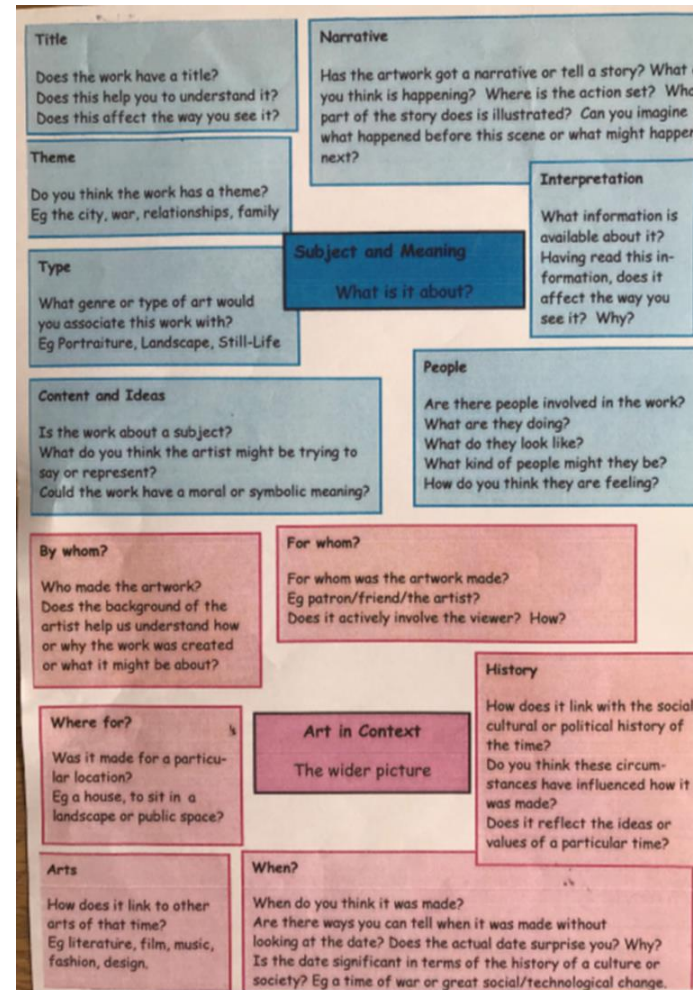
1x A4 plan of what you intend to produce as a final piece.



Textiles: Thursday 14.40- 15.45

Identify sketchbook pages which reflect each of the criteria to enhance. Attend extra- curricular for practical. Use Bitesize link and TEAMS.

<https://www.bbc.co.uk/bitesize/subjects/z6hs34j>



GCSE Photography Support

After school Photography 'club'
for coursework catch-up ...

Week 2 – Tues. & Wed 2:40-4pm

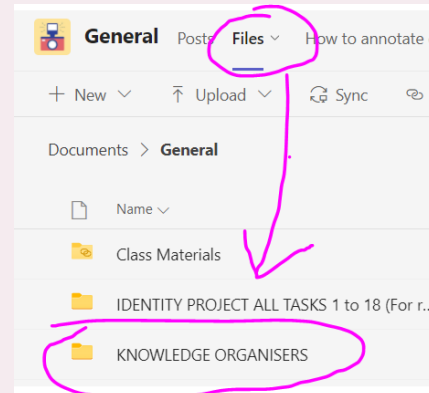
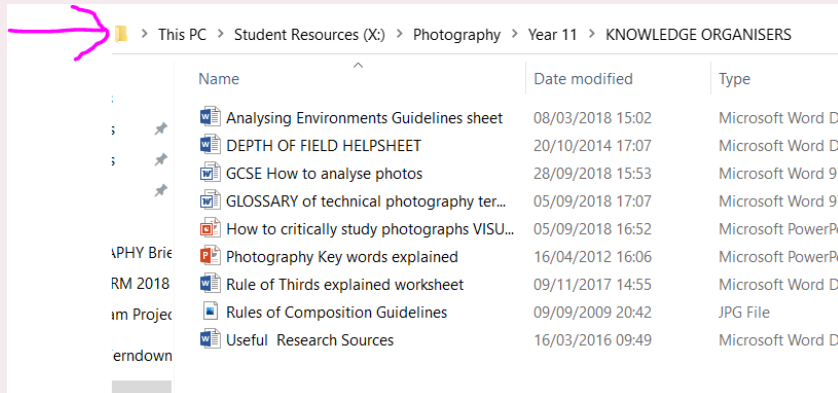
Students can use the Mac Suite and darkrooms to complete practical work – or get extra help with written work.



Extension tasks are built into every GCSE coursework project brief.

These tasks are designed to help students achieve the highest grades in GCSE Photography by developing their ideas even further.

7	EXTENSION (for grades 7-9) Practical experimentation	Produce and edit a music video – using text in some way – to go with your song. Maybe include the song lyrics? (AO2 EXPERIMENTATION / AO4 FINAL RESPONSES).
	EXTENSION (for grades 7-9) Practical experimentation	Create T shirt designs, posters, concert tickets etc. to promote your song



Specialist help sheets and information to assist students with research and presentation of written work – as well as all of their previous project briefs/checklists is available on both **Teams** and **Student Resources** – in the Knowledge Organisers folders.

Music – GCSE Revision

1. Focus on Sound – This is the most comprehensive revision resource for set- works and all the 4 Areas of Study.

<https://fosuk.server1.apps.focusonsound.com/lessons>

2. BBC Bitesize EDUQAS – Also comprehensive resources for revision

<https://www.bbc.co.uk/bitesize/examspecs/zbmct39>

3. Set-works revision guide – booklet handed out in lesson with analysis and exam questions.

4. EDUQAS Revision guide – available for purchase

<https://www.illuminatepublishing.com/product/wjec-eduqas-gcse-music-revision-guide-revised-edition>

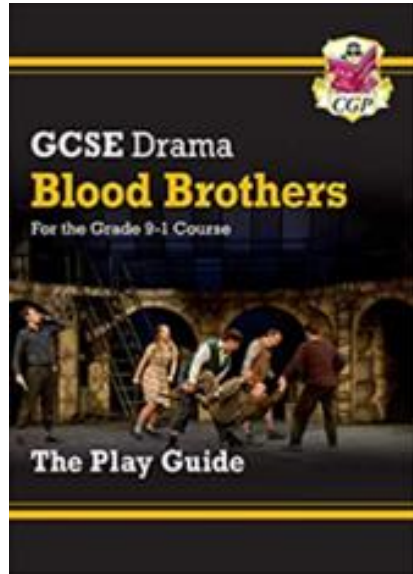
4. Teoria.com - extra support for music notation and theory

<https://www.teoria.com/>

Topics to be revised:

- Characteristics of music periods (Baroque, Classical and Romantic)
- Music devices (check glossary in writing books)
- Form and Structure
- Badinerie, by J. S. Bach
- Texture and timbre
- Instruments of the orchestra
- Music for ensemble and Musical Theatre
- Film music (describing music, devices and techniques used in film music)
- Bhangra
- Africa, by Toto

Theatre Visit to see Blood Brothers at
Poole Lighthouse – November 24th 2022



Drama GCSE Revision



Revision resources on teams

Purchase Study guide on
Amazon for £5.95

**Wk 1 – Thursdays – 2.45 to 3.30pm (beginning after half term) Practice
your exam answers in B1**

Arrange a Lunch
Time Rehearsal to
improve your
performance

Media Studies GCSE

Revision for Year 11

Media Studies GCSE
Eduqas Exam Board (WJEC)

Resources available in school:

- Knowledge Organisers for Component 1 Sections A and B and Component 2 Sections A and B
- Checklists for Component 1 set texts
- Access to the mark scheme and past papers

External resources:

- Digital resources for all topics on the Eduqas website:
<https://resources.eduqas.co.uk/Pages/ResourceByArgs.aspx?subId=20&lvlId=2>
- GCSE Media Studies Revision Guide purchasable through school – published by the exam board

After school revision classes on Thursdays – see Revision pack for details

DESIGN AND TECHNOLOGY REVISION

1

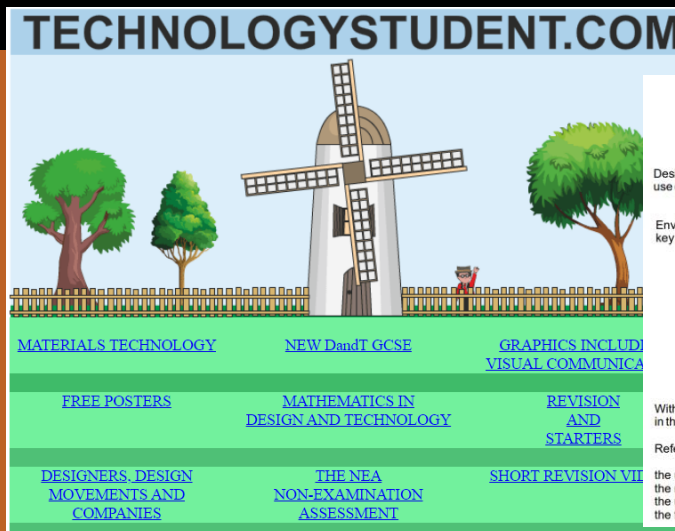


Contents			
	Revise	Practice	Review
Maths and Science Skills in the Exam			
Approaches to Designing	6		
Design Strategies	8	18	36
Electronic Systems	10	18	37
The Work of Others: Designers	12	19	38
The Work of Others: Companies	14	20	39
Ecological, Environmental and Social Issues	16	21	36
Designing Products			
Research and Investigation	22	40	52
Briefs and Specifications	24	41	53
Exploring and Developing Ideas	26	42	54
Communication of Ideas 1	28	43	55
Communication of Ideas 2	30	43	55
Computer-Based Tools	32	44	56
Prototype Development	34	45	57
Energy and Mechanisms			
Energy Generation and Storage	46	58	62
Mechanical Systems 1	48	59	63
Mechanical Systems 2	50	59	63
Materials and Their Properties			
Properties of Materials	60	84	108
Materials: Paper and Board	62	84	108
Materials: Timber	64	85	109
Materials: Metals	66	86	110

Contents			
	Revise	Practice	Review
Materials: Polymers			
Materials: Textiles	68	87	111
New Materials	70	88	111
Standard Components	72	89	113
Finishing Materials	74	89	113
Selection of Materials	76	90	114
Working with Materials	78	90	114
Tools, Equipment and Processes			
Scale of Manufacture	82	116	128
Manufacturing Processes 1: Process Types and Processes used with Paper and Board	84	116	128
Manufacturing Processes 2: Timber-Based Materials	86	116	128
Manufacturing Processes 3: Metals and Alloys	88	118	130
Manufacturing Processes 4: Polymers	90	119	131
Manufacturing Processes 5: Textiles and Electronic Systems	92	120	132
Measurement and Production Aids	94	121	133
Ensuring Accuracy	96	121	133
New and Emerging Technologies			
Impact on Industry	122	134	136
Impact on Production	124	135	137
Impact on Society and the Environment	126	134	136
Mixed Exam-Style Questions	128		
Answers	148		
Glossary	157		
Index	160		

You have your textbook/revision guide.

Go back over all the practice and review questions. There are all the questions at the back and a practice paper. Marks at the back and you can access the online version for extra questions.



2

PRODUCTS AND THE ENVIRONMENT EXAMINATION QUESTION

Designers must consider a range of factors when developing a product. The manufacture of products inevitably have environmental consequences.

Environmental factors often help determine a product's design and eventual manufacture. Some of the key environmental considerations are listed below:

SUSTAINABILITY
CARBON FOOTPRINT
RECYCLING
PRODUCT LIFE CYCLE
REDUCING WASTE
COMPONENT REUSE
FINAL DISPOSAL
ENERGY EFFICIENCY

With reference to two very different products, explain the determining role played by environmental issues in the design and manufacture of each product.

Refer specifically how environmental factors have influenced:

the use of raw materials,
the manufacture of the product,
the use and functions/features of the product,
the final disposal of the product.

Use www.technologystudent.com

This site is amazing and has LOADS of resources, and past paper. You will need to work on navigating it but it is worth it

3

Design and Technology

Part of Design and Technology



Timber-based materials - AQA test questions - AQA


- 1 What is chipboard?
- ☐ A man-made sheet material made from fibres that are glued together
 - ☐ A man-made sheet material made from small chips of wood that are glued together
 - ☐ A man-made sheet material made from thin layers of wood that are glued together

- 2 How does kerfing aid the bending of timber?
- ☐ It produces thin slots that allow the inside of a bend to compress
 - ☐ It allows for steam to enter the timber to make it flexible
 - ☐ It is the soaking of timber in water so it bends more easily

- Core technical principles >**
- New and emerging technologies - AQA
 - Energy generation and storage - AQA
 - Developments in new materials - AQA
 - Systems approach to designing - AQA
 - Mechanical devices - AQA
 - Material categories and properties - AQA
- Specialist technical principles >**
- Papers and boards - AQA
 - Timber-based materials - AQA
 - Metal-based materials - AQA

4

A	B	C	D	E	F
Week commencing Monday:	Revision week	Week	Chapter	Knowledge organiser	Major Topic
28 February 2022	1	2	Approaches to designing (MOOS 9th-17th) (D&T 34th and 15th)	A	Design strategies, Environment
07 March 2022	2	1			people society and culture, industry and enterprise and Work of others
14 March 2022	3	2			
21 March 2022	4	1	Designing products	B	Communication of ideas
28 March 2022	5	2	Process and Manufacture	C	Production Processes
04 April 2022	6	1			Woods and boards
11 April 2022	Easter				
18 April 2022	Easter				
25 April 2022	7 (Mon is inset)	2	Materials (and more manufacturing processes)	D	Metals, Alloys
02 May 2022	8 (Mon is 8th)	1			Plastics
09 May 2022	9	2	Energy and mechanisms	E	Energy Generation and mechanisms
16 May 2022	10	1			
23 May 2022	11	2			
30 May 2022	half term				
06 June 2022	study leave				
13 June 2022	study leave				



- Consumer choices that effect the environment.docx
- Design movement chairs.pptx
- Design Movements - Week 2, ART NOUVEAU lesson ppt.pptx
- Design Movements - Week 3 lessons.pdf
- Design Movements - Week 4 ART DECO lesson.pptx
- Design Movements - Week 5 POST WAR DESIGN lesson.pdf

TEAMS – lots of past papers and knowledge organisers on teams.

Every week after Half Term you will get a revision topic booklet with knowledge and exam questions in context (schedule will be on teams soon).

Use **BBC Bitesize** – search for AQA D&T

Again, loads of resources. Quick quiz questions are very good

PHYSICAL EDUCATION

GCSE PE:

- The GCSE PE course is centred around the principle of students learning by doing, so every student develops skills practically and then applies this knowledge into sports science theory.
- 30% Practical (3 sports)
- 70% Theory

Paper 1: Fitness and Body systems – 1 hour and 45min exam (36%)

Paper 2: Health & Performance – 1 hour and 15mins (24%)

Personal Exercise Plan (PEP): 10%

V-Cert in Health and Fitness (Level 2 GCSE equivalent).

- External examination (2 hrs)
- 60% Coursework / 40% practical
- Portfolio of evidence for all other units.
- Students must pass all 4 units to gain the qualification.

How can I help my child with GCSE PE & Health & Fitness?

After school clubs

Sports clubs run every day (except Monday) the more practice they get developing those skills, the better their practical assessment will be for GCSE PE

After School Revision

- GCSE PE - Every Friday 2:40-3:40 in CB3
- Health & Fitness – Every Tuesday 2.40 – 3.40pm in CB3

Homework & revision - www.theeverlearner.com

Your son/daughter will have a weekly homework with a set target to achieve – if they don't reach that target, then the expectation is to retake up to 5 times (each retrieval practice is less than 10mins) this gives immediate feedback if they get an answer wrong

Please get them to show you their progress on the everlearner as you will see what they are learning and by them sharing this is extremely useful

Our school website page (at the bottom) will give you extra resources & a direct link to purchase the correct revision guide <https://fernup.dorset.sch.uk/curriculum/pe/>

Mrs Elliott
Director of Learning
for Social Sciences &
Languages

Social Sciences



History

Geography

Business Studies

French

Spanish

Computer Science

Events Management

Enterprise and Marketing

Digital IT

Health and Social Care

Subject	Exam board	Exam/ controlled assessment	Grade awarded	Additional information	Contact
Business Studies	AQA	<p>2 written exam papers:</p> <p><u>Paper 1</u> – 50% Influences of operations and HRM on business activity. 1 hour 45 minutes</p> <p><u>Paper 2</u> – 50% Influences of marketing and finance on business activity. 1 hour 45 minutes</p>	9-1		<p>Charlotte Juddery</p> <p>charlottejuddery@fernup.dorset.sch.uk</p>
French	AQA	<p><u>Paper 1</u> – Listening – 25%</p> <p><u>Paper 2</u> – Reading – 25%</p> <p><u>Paper 3</u> – Speaking – 25%</p> <p><u>Paper 4</u> – Writing – 25%</p> <p>All exams take place at the end of Year 11.</p>	9-1	<p>2 tiers of entry.</p> <p>Foundation enables students to obtain grades 1-5</p> <p>Higher enables students to obtain grades 4-9</p>	<p>Emma Elliott</p> <p>emmaelliott@fernup.dorset.sch.uk</p>
Spanish	AQA	<p><u>Paper 1</u> – Listening – 25%</p> <p><u>Paper 2</u> – Reading – 25%</p> <p><u>Paper 3</u> – Speaking – 25%</p> <p><u>Paper 4</u> – Writing – 25%</p> <p>All exams take place at the end of Year 11.</p>	9-1	<p>2 tiers of entry.</p> <p>Foundation enables students to obtain grades 1-5</p> <p>Higher enables students to obtain grades 4-9</p>	<p>Fran Moyano</p> <p>franmoyano@fernup.dorset.sch.uk</p>

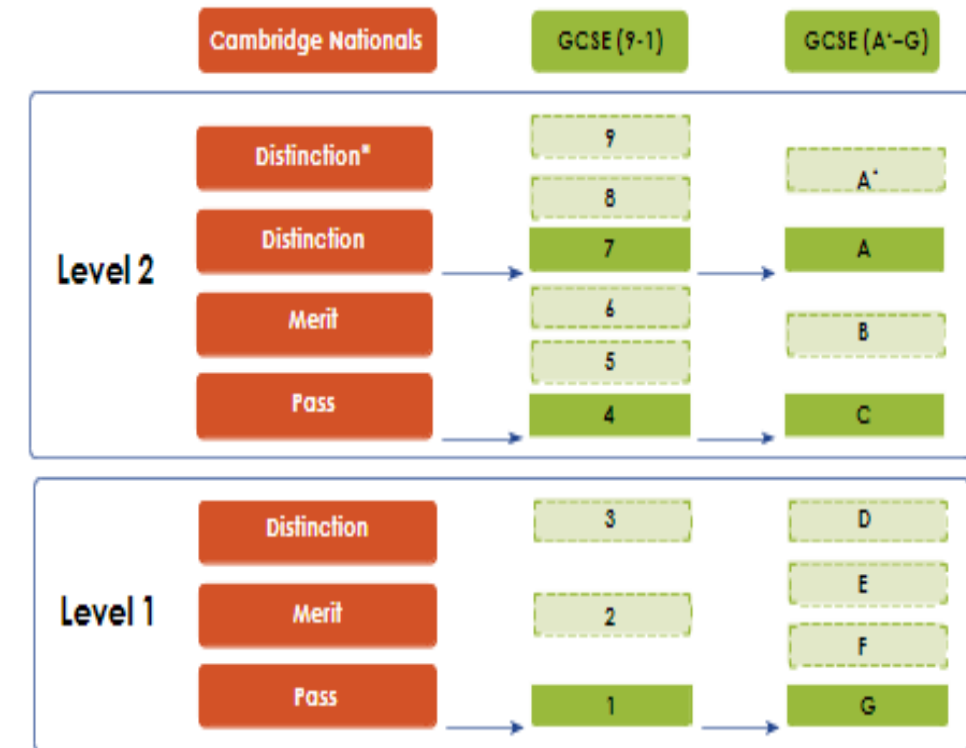
Subject	Exam board	Exam/ controlled assessment	Grade awarded	Additional information	Contact
History	AQA	<p><u>Paper 1</u>- 50%- America 1920-1975, Conflict in Asia (Korean & Vietnam War)</p> <p><u>Paper 2</u>- 50%- Elizabethan England, Health and the People c1000- present day</p>	9-1	Revision guides are available and there is a programme of after school revision sessions.	Chris Martin chrismartin@fernup.dorset.sch.uk
Geography	AQA	<p><u>Paper 1</u>- 35% Living with the physical environment</p> <p><u>Paper 2</u>- 35% Challenges in the human environment</p> <p><u>Paper 3</u>- 30% Geographical application</p>	9-1	Students have knowledge organisers for the topic areas. They will also be provided with work book questions. There is also a dedicated geography revision teams page.	Martin Stickley martinstickley@fernup.dorset.sch.uk
Computer Science	AQA	<p><u>Paper 1</u>: 50% Computational thinking and programming skills</p> <p>2 hours</p> <p><u>Paper 2</u> 50% Computing concepts</p> <p>1 hour 45 minutes</p>	9-1	Resources to use: ISAAC Computer Science Craig and Dave Codecademy	Tom Watson tomwatson@fernup.dorset.sch.uk

Subject	Exam board	Exam/ controlled assessment	Grade awarded	Additional information	Contact
Enterprise and Marketing Level 2	OCR	<u>Exam</u> Enterprise and marketing concepts <u>Coursework 1</u> - Design a business proposal <u>Coursework 2</u> - Market and pitch a business proposal	Level 2 Distinction* = 8/9 Level 2 Distinction = 7 Level 2 Merit = 5/6 Level 2 Pass = 4 Level 1 Distinction = 3 Level 1 Merit = 2 Level 1 Pass = 1	OCR Level 2 (has equivalence to GCSE) The current year 11 will not be completing coursework 2 and their final grade will be based on just the exam, which was taken in summer 2022. Students who have not achieved their target grade in this exam will re-sit it in summer 2023.	Charlotte Juddery charlottejuddery@fernup.dorset.sch.uk
Events Management Level 2	WJEC	<u>Unit 1</u> - Computer based exam on the theory behind planning events <u>Unit 2</u> - Portfolio to include evidence of being involved in at least 3 events <u>Unit 3</u> - Portfolio about planning a larger scale fundraising event	Level 2 Distinction* = 8/9 Level 2 Distinction = 7 Level 2 Merit = 5/6 Level 2 Pass = 4 Level 1 Distinction = 3 Level 1 Merit = 2 Level 1 Pass = 1	WJEC Level 2 (has equivalence to GCSE) Final accreditation in Summer 2023	Claire Lock ClaireLock@fernup.dorset.sch.uk
Digital IT	Pearson	<u>Component 1</u> : Exploring User Interface Design Principles and Project Planning Techniques <u>Component 2</u> : Collecting, Presenting and Interpreting Data <u>Component 3</u> : Effective Digital Working Practices	Level 2 Distinction* = 8/9 Level 2 Distinction = 7 Level 2 Merit = 5/6 Level 2 Pass = 4 Level 1 Distinction = 3 Level 1 Merit = 2 Level 1 Pass = 1		Tom Watson tomwatson@fernup.dorset.sch.uk

The Health and Social Care course comprises of coursework and an exam element

Two units are Centre Assessed Tasks and externally moderated by OCR. The unit R032 is an exam based unit which will take place in the summer of Year 11.

Unit	Assessment	Content Overview
RO32: Principles of care in health and social care settings	<ul style="list-style-type: none"> - 48 GLH - Examined - 40% - 70 Mark - 1 hour 15 minutes 	<ul style="list-style-type: none"> - Importance of the rights of individuals - Person-centred values - Effective communication skills - Safeguarding, hygiene and security
RO33: Supporting individuals through life events	<ul style="list-style-type: none"> - 36 GLH - Moderated - 30% - 60 Marks - 10-12 Hours 	<ul style="list-style-type: none"> - Development from childhood to later adulthood - Factors that affect development - Expected and unexpected life events - Providers that can support individuals - Recommend support for specific individual
RO35: Health promotion campaigns	<ul style="list-style-type: none"> - 36 GLH - Moderated - 30% - 60 Marks - 12-14 Hours 	<ul style="list-style-type: none"> - Explore public health challenges the country faces - Approaches to encourage health and well-being - Understand the factors affecting a healthy lifestyle - How campaigns can target different groups - Deliver their own health promotion campaign



What can they achieve?

How can I help my child?


Attendance in class is vital because students will be learning the course content, completing elements of coursework and doing focused exam practice

After School Clubs/Revision sessions A schedule of sessions will be published. Sessions start in September of Year 11.

Textbooks and Revision Guides can be purchased online from Amazon or other retailers.

Knowledge Organisers will be provided by subject teachers.

Additional resources will often be uploaded to the class Microsoft team.



Mrs Clay
SENCO

Access Arrangements and additional provision

- All students are screened with an online screener at the start of Yr9- this give us an indication of additional support or provision in exams.
 - Rest breaks, extra time, use of a word processor or a prompt.

Screener highlights

- Reading comprehension speed, reading accuracy speed, typing and writing speed.
- These results allow us to put in trial AA which can be applied for during yr10/yr11
- All students with trial AA have to be seen be a specialist assessor and then we make an application to JCQ. To be seen by the specialist assessor we have to compile a bank of evidence to support this application.
- If students do not use their AA it then becomes not their 'normal way of working' and we have to withdraw these.

Miss Giles
Careers Adviser

How we support your child with Post-16 choices

- Sessions delivered through tutor time to focus on exam preparation and revision tips.
- Off time-table day to research and discuss options that are available at this stage.
- External visitors for assemblies such as Kingston Maurward College, Bournemouth and Poole College and Rockley College.
- 1-1 guidance sessions available with Careers Adviser
- Support from HOY team to ensure every student has a destination for Post-16.
- Ferndown Upper School Sixth Form Open Evening – 9th November – 6:30pm-8:30pm

Final tips

Steps to Exam Success

- Organisation
- Motivation

...and parental support



Organisation

A quiet place to work

Equipment eg. calculator, coloured pens, paper, post-its, files

Resources incl. Revision Guides.

Past Papers and Mark schemes

Organisation

Organising the Revision Timetable

Creating a revision timetable is essential for success...

Why?

- **They** know what they are doing
- **You** know what they are doing
- Boosts **confidence** knowing enough time for all subjects.

Motivation

"MOTIVATION is as
important as
intelligence in
determining success"

(Goleman, 1996)



Get Started....

Motivation

- Choose an 'easy' subject.
- Break a large task into more 'do-able' smaller tasks.
- Do something practical or go for a 'quick win' e.g. Quizlet, GCSE POD
- 'Just 10 minutes'
- Show solidarity – TV off, work alongside

...and keep going

Motivation

- Encourage tick list for tasks and focus on goals.
- Make it more interesting – change topic, subject, activity.
- Short timed break.
- Rewards may be effective; encourage personal responsibility.
- Praise, praise, praise.

Top Tips to Support

➤ Look out for signs of stress:

-Mentally support with positive messages; maintain a sense of perspective and encourage a 'can-do' attitude with positive self-talk and visualizations.

-Physically support health through healthy diet and encouraging exercise, relaxation and sleep to improve work/life balance.

Any concerns- get in touch

Headofyear10@fernup.dorset.sch.uk

Headofyear11@fernup.dorset.sch.uk

Key Dates

YEAR 11		YEAR 10	
20 th October	Parents Eve- Virtual	8 th February	Parents Eve- Virtual
9 th November-	6 th Form Open Evening for Y11 Parents	26 th - 30 th June-	Mock Exams
16 th -24 th November-	Mock Exams (1)		
9 th -10 th March-	Mock Exams (2)		
19 th April	Parents Eve		
Exams from-	15 th May- 1 st July		
Results Day-	24 th August		