



R.D. Kelleher @rdkrdk · 14 Mar



Amid the rumours of a school shutdown soon in Victoria, one of my students (secondary) just sent me this. She's right.

You're telling me my professor who can't stop the YouTube autoplayer from playing the next video is going to teach classes online? This should be good.

Assembly today: In preparation for potential school closure

Your exams are still schedule to take place.

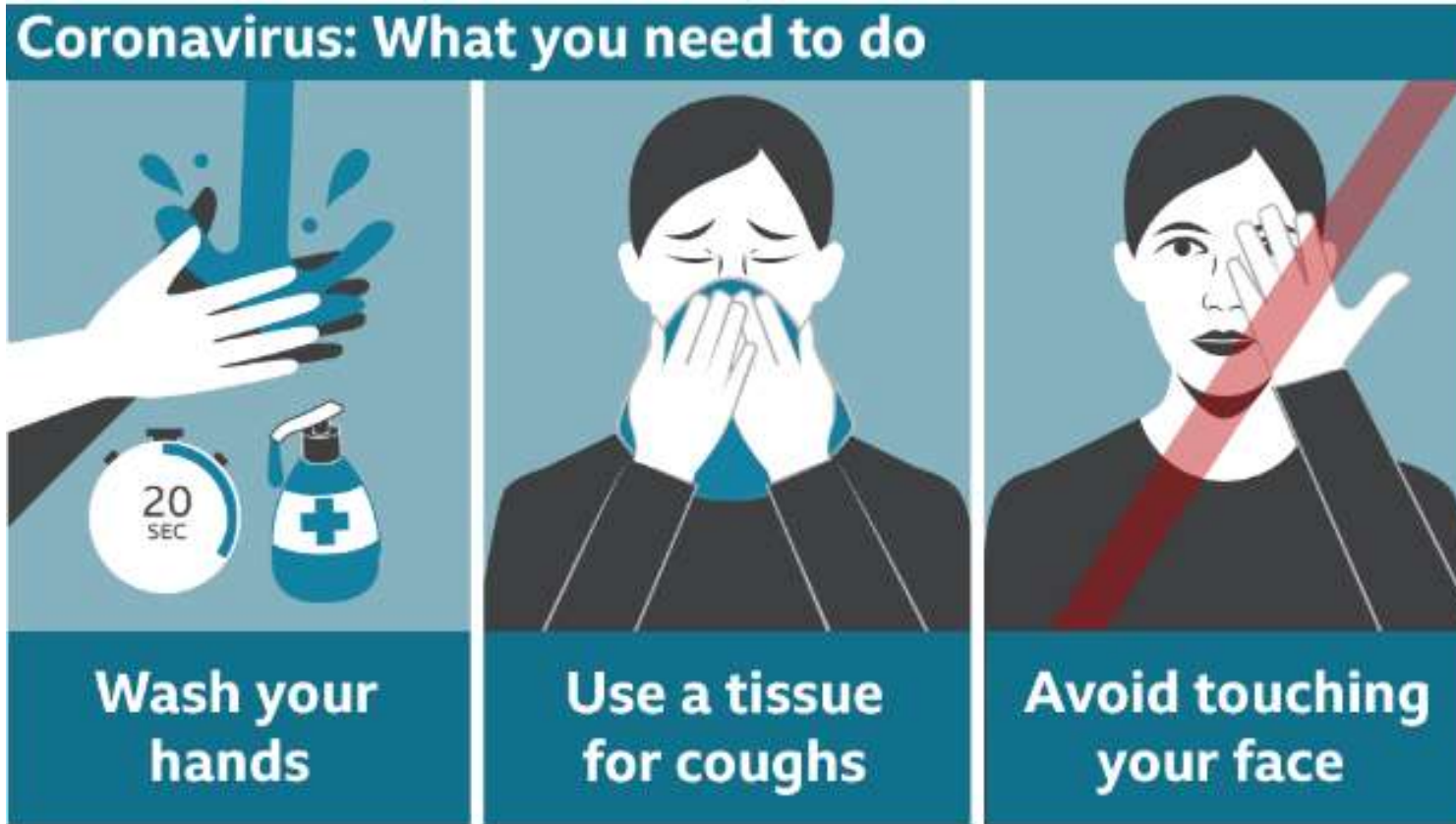
Closure might not happen

Current government guidelines

The key new measures are:

- If one person in any household has a persistent cough or fever, everyone living there must stay at home for 14 days
- Those people should, if possible, avoid leaving the house "even to buy food or essentials" - but they may leave the house "for exercise and, in that case, at a safe distance from others"
- Everyone should avoid gatherings and crowded places, such as pubs, clubs and theatres
- Everyone should work from home if they can
- All "unnecessary" visits to friends and relatives in care homes should cease
- By next weekend, those with the most serious health conditions must be "largely shielded from social contact for around 12 weeks"
- The UK is now "three weeks" behind Italy - the worst-hit country in Europe
- Schools will not be closed for the moment

Current government guidelines



Voting voice this week:
make sure you are
handwashing brilliantly

If you are worried about
your health or someone
else's, or worried in general
about what is happening –
talk to someone in school
please.

Supporting you if school closes:

It is important to remember, we are still here for you

Your tutor:

As always, our first priority is the health and wellbeing of you. For this reason, your tutor will have contact with you at least once a week to see how you are doing.

Your tutor might well set up a TEAMS tutor account and set you daily quizzes or puzzles to start your day.

Pastoral:

If you are someone that speaks to pastoral frequently, they will be in touch with you each week. You can also email the year teams about any worries or concerns that you have.

Headofyear11@fernup.dorset.sch.uk; Headofyear10@fernup.dorset.sch.uk;
Headofyear9@fernup.dorset.sch.uk; Sixthform@fernup.dorset.sch.uk;

The school safeguarding page also has lots of helpful information for you

<https://fernup.dorset.sch.uk/information/safeguarding/>

Students with support in lessons:

If a TA helps you in a lesson (sometimes or a lot) you will get someone from the SEND team catching up with you each week to check on how your work is going and if you need any additional help.

Students with Free School Meals

We have arranged for school to be open for students that normally have a free meal each day in school – you can pop in and collect a meal each day. For those that live further away, we are arranging a different collection point – more details to follow



Dear Head Teachers

You may have heard of ChatHealth over the last 2 years, an NHS School Nurse anonymous text messaging service, which was made available to all Middle and Senior Schools Pan Dorset from June 2017. The service is for young people aged 11-19 years old (year 7 and above) Pan Dorset and is part of a unique, multi-award winning NHS scheme, which has been highly acclaimed by students, staff and NHS officials for improving access to healthcare for a young audience.

With the upcoming events in relation to COVID-19, we are asking if you can reinforce to students, that ChatHealth will still be available for them to access Monday – Friday 8.30 – 4.30 (not Bank Holidays), whether schools are open or closed, for any queries or concerns around emotional health, physical health, sexual health, family, exams, relationships etc.

ChatHealth number – 07480 635511

Teaching you if school closes:

It is important to remember, you still have exams to take.

Setting you work:

Teachers will upload your lesson each day onto G4S.

You need to complete the lessons as if you were in school.

If you need IT help, please email ITsupport@fernup.dorset.sch.uk

Giving you feedback on your work:

On Teams you will “turn in” your work so that staff can mark it and provide feedback

For other lessons you will take a photo of your work and send it to your teachers on email.

Staff will email you – you need to email back!

Completing the work:

Year 11 and 13 will work from Microsoft Teams
Year 9 and 10 you will have school closure work books – some of your work will be in these, some online and some on Teams.
Staff will email your parents if you are not working!

Resources for your work:

On G4S the work will link to a range of resources, including websites, online learning platforms, copies of text book pages, worksheets.



FUS Student Guide to Microsoft Teams

Teams is a collaborative online platform for staff and students to use. It allows you to complete work and see work set by your teachers. This guide will show you how to use Teams.

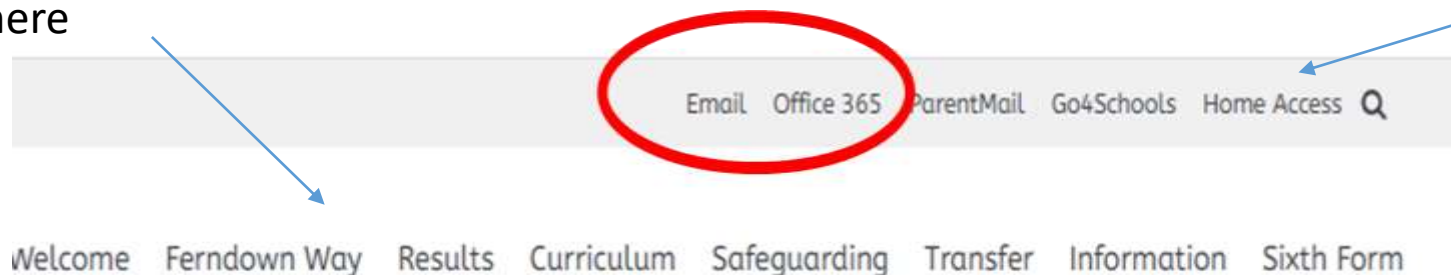
Getting onto Teams

Microsoft Teams can be installed as an App on Desktop PCs on any operating system. It can also be installed on most smart phones and can be found in the App Store. Follow the instructions below to see how you can log in and use Teams.

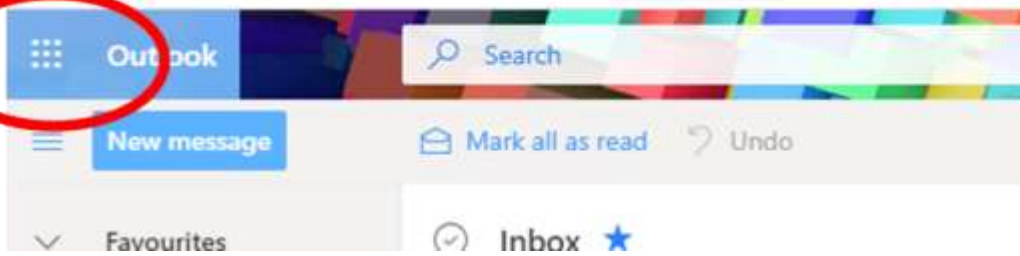
All your work will also be logged on **Go4Schools** as usual.

School closure info will be here


You can access all your school files here



Go to the school website: www.fernup.dorset.sch.uk. Click Email or Office 365 and log in to your school account using your **full email address** and password.

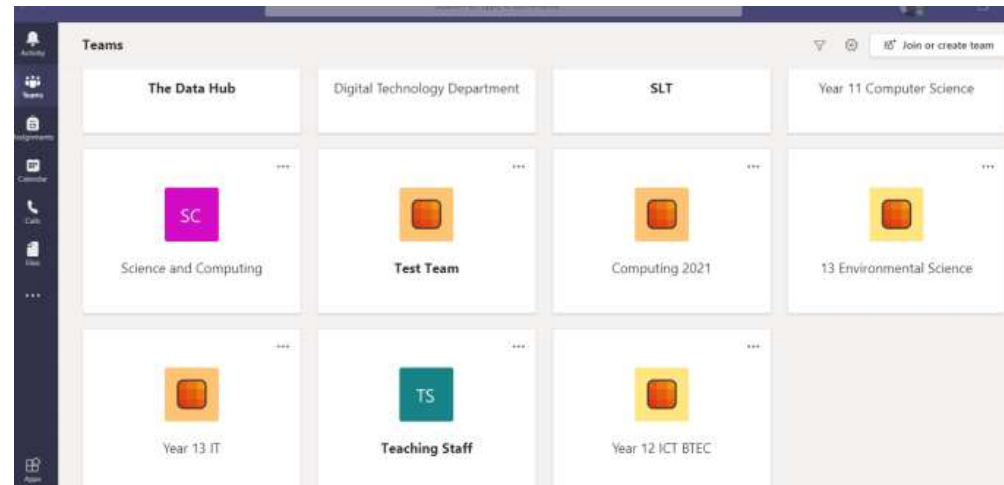


Here you can check any emails from your teachers or email them with a query. Click the 9 square symbol to access other Microsoft Apps.

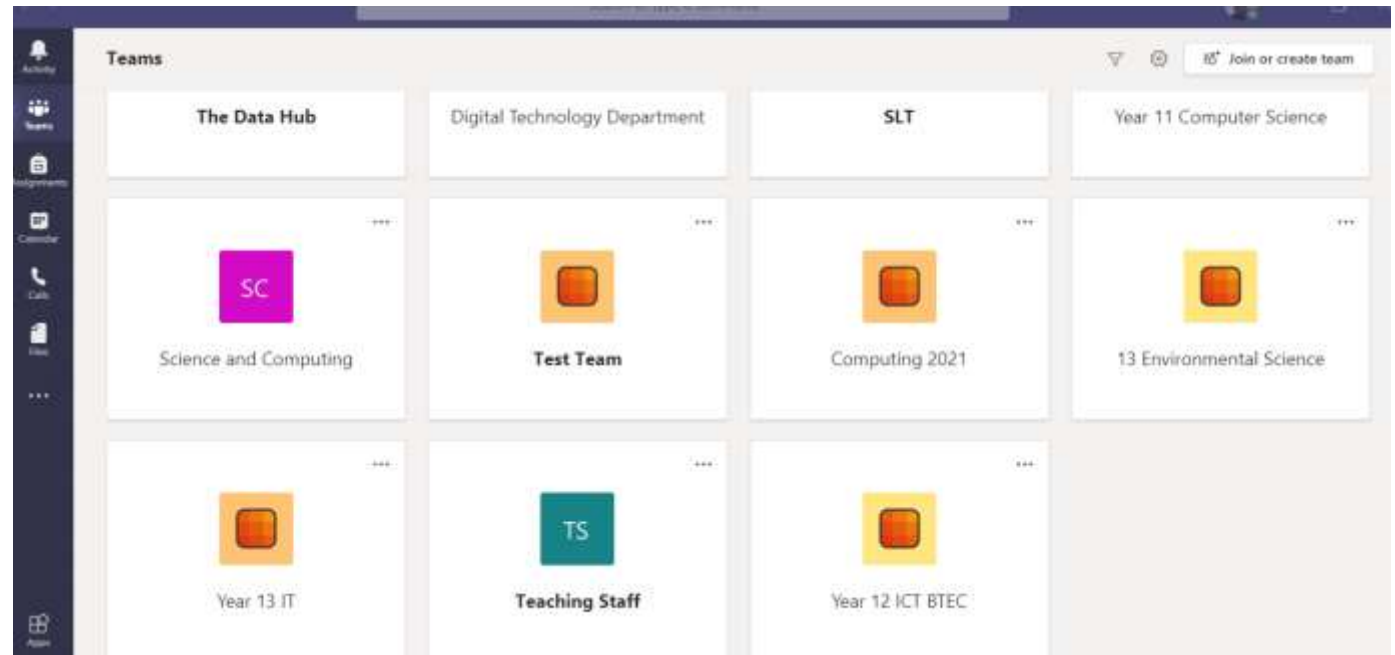




Here you can select the **Teams** app or if you cannot see it click **All Apps** and you will find it there.

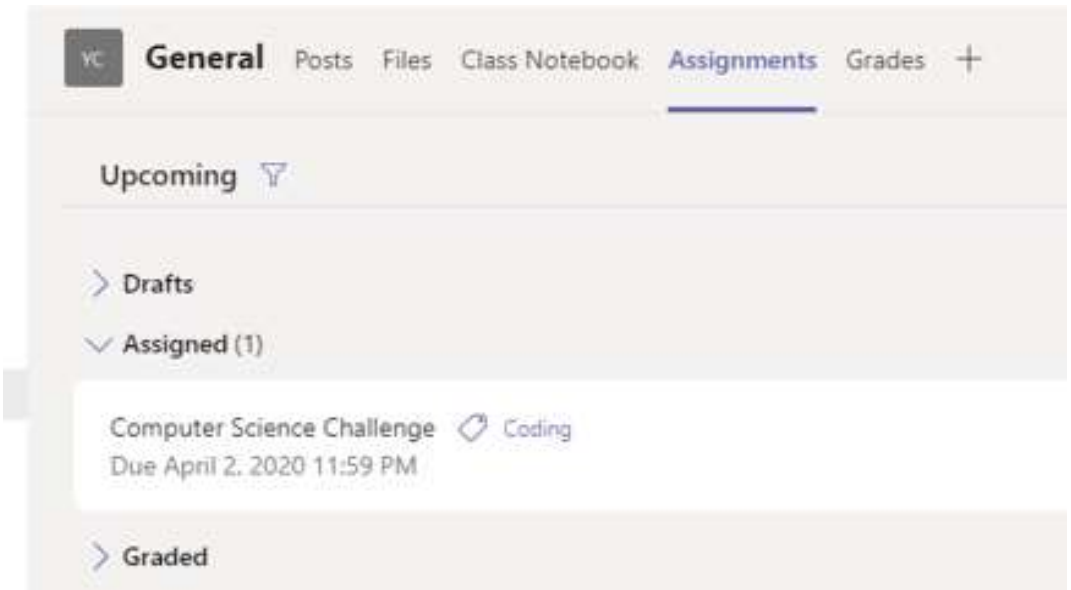

At this point it will ask you if you want to use the **Browser Version** or **Download Teams**. You can do either and both work fully on computer devices.



If you select the Teams icon on the **left** you will see all your classes in blocks. These teams are your classes set up by your teachers. By clicking on these you can see a group chat between students and teachers. **Please be aware that students are expected to communicate professionally at all times on online platforms and school software.**



To see your current assignments click **Assignments** on the left. This will list all your current set assignments. Click on an Assignment to view it.



< Back

An Assignment

Due tomorrow at 11:59 PM

Instructions

None

Student work

TestTemplate.docx

Open in Teams

Open in Word

Open in Word Online

Download

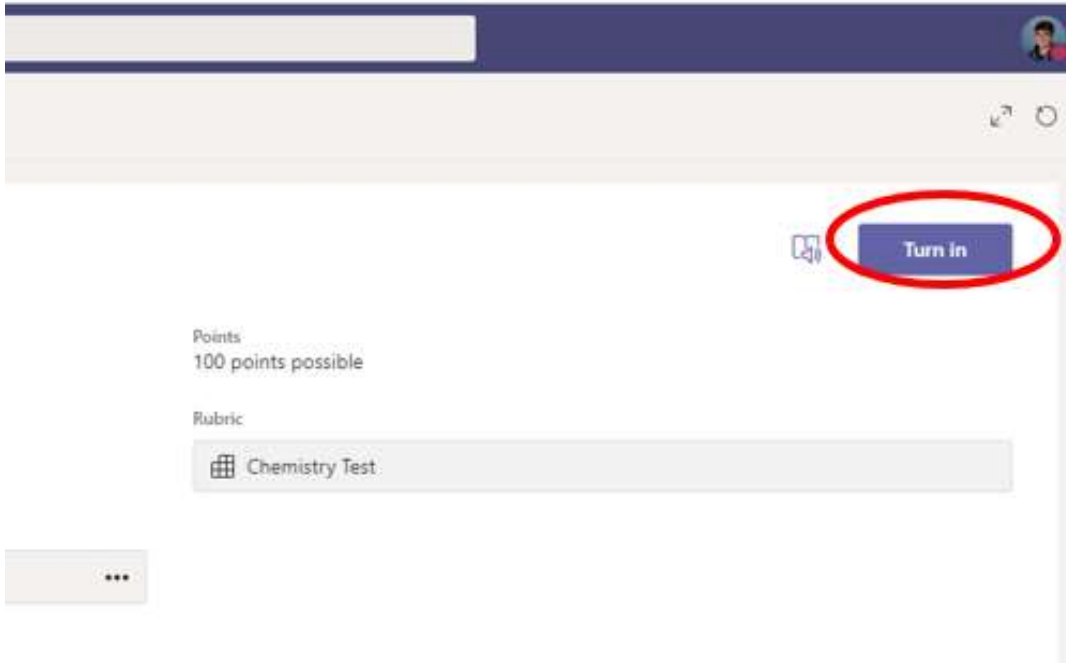
Points

100 points possible

Rubric


Chemistry Test

You see the assignment as above and complete any document within Teams by clicking **Open in Teams**. The document automatically saves and they click close when they have finished/ want a break from it.

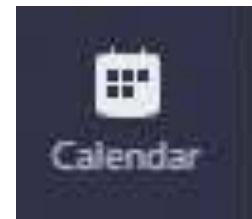


All documents can be completed in Teams if required and we advise you do this to make it simpler. Once you have done the work and are ready to Turn In. Then **click Turn in**.

When teachers mark work or give feedback you will see this on your **Notifications** at the Top of the Teams home screen. The work can be returned to you to improve if required.



The calendar icon on the left menu bar of Teams tells you when your lessons should have been. We expect you to be following this schedule to ensure you spend the right amount of time on your lessons.



IT Access

- How much IT access do you have at home?
- How many siblings will you need to share a computer / screen with?
- Would you be better working from a text book?

Help!

itsupport@fernup.dorset.sch.uk

Look at the school closure page on our website for help and for more ideas of things to do.. This will be up and running when school closes.

Stay safe online



Tomorrow in tutor time – go straight to the computer room.

Wednesday 18th March Tutor time	
Cheetham 1 EW	D11
Cheetham 2 SAS	A9
Cheetham 3 SDR/KOR	D15
Cheetham 4 MB	B17
Cheetham 5 MAA	B15
Cheetham 6 VJO	E17
Cheetham 7 LRO/CH	B8
Cheetham 8 KWR	C14

In tutor, you are going to show your tutor that you can:

- Log onto G4S
- Access Teams
- Know your password for Hegarty Maths
- Know your password for GCSE Pod

Tomorrow in tutor time – go straight to the computer room.

Thursday 19th March Tutor Time	
Read 1 KMA	B15
Read 2 ML/GMI	B8
Read 3 AHA	A9
Read 4 BMY	E17
Read 5 LMS	B17
Read 6 SC	C14
Read 7 SLI	D11
Read 8 RB	D15

In tutor, you are going to show your tutor that you can:

- Log onto G4S
- Access Teams
- Know your password for Hegarty Maths
- Know your password for GCSE Pod

Tomorrow in tutor time – go straight to the computer room.

Friday 20th March Tutor Time	
Thornton 1 AD	E17
Thornton 2 MPR	C14
Thornton 3 EG	B17
Thornton 4 KMD	B8
Thornton 5 KH	B15
Thornton 6 FM	D11
Thornton 7 LMM	D15
Thornton 8 PST	A9

In tutor, you are going to show your tutor that you can:

- Log onto G4S
- Access Teams
- Know your password for Hegarty Maths
- Know your password for GCSE Pod

Coronavirus kindness: The people offering help as the virus spreads



<https://www.bbc.co.uk/news/uk-51908023>